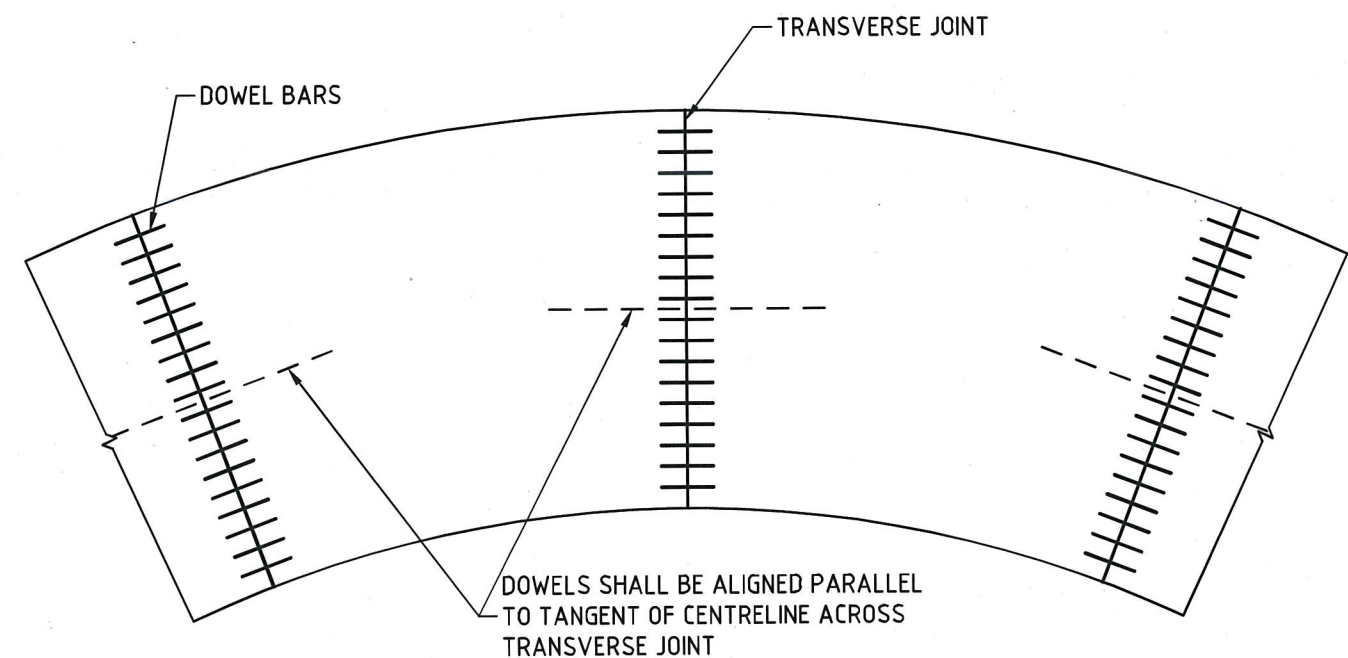


PLAN

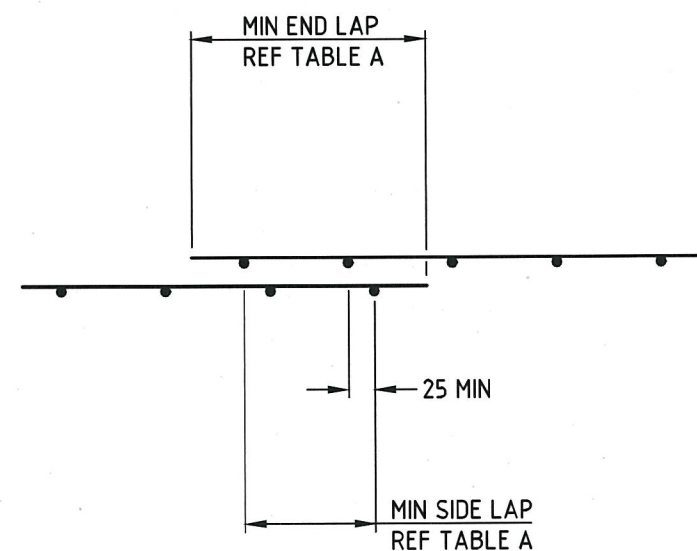


TRANSVERSE JOINTS ON CURVES

MINIMUM LAP

FABRIC REF NO'S	CROSS WIRE SPACING mm	MIN END LAP mm	MIN SIDE LAP mm
RL1218 to RL718	200	425	225
RL928 to RL828	250	525	275
SL81	100	225	125
SL102 to SL42	200	425	225

TABLE A




LAP LENGTH DETAIL

NOTES

1. RECTANGULAR MESH SHALL BE ALIGNED WITH THE CLOSER SPACED WIRES PARALLEL TO THE PAVEMENT CENTRELINE.
2. STEEL FABRIC SHALL BE LOCATED IN THE TOP THIRD OF THE BASE AND SHALL HAVE A MINIMUM COVER OF 50mm. REFER TO SPECIFICATIONS FOR DETAILS OF STEEL FABRIC.

CITY OF GLEN EIRA



Corner Glen Eira and Hawthorn Roads
PO Box 42
Caulfield South Vic 3162
Phone 9524 3333
Fax 9524 3424
E-Mail mail@gleneira.vic.gov.au
Web www.gleneira.vic.gov.au

	Initials	Date	CAD Reference
Designed	CAP WORKS	AUG 2009	STD-407_CP-JR-DET
Drawn	CAP WORKS	AUG 2009	Reference
Checked			VicRoads SD-5321A
Approved			Version
Dir. Assets & Facilities		Date	16.01.12.

JOINTED REINFORCED CONCRETE PAVEMENT REINFORCEMENT AND JOINT DETAIL

SCALE: AS SHOWN	DRG. NO. STD-407	SHEET 1 OF 1
-----------------	------------------	--------------