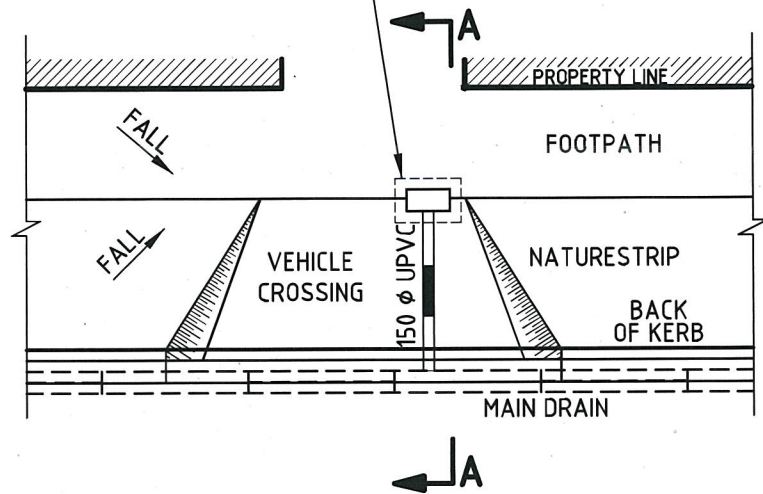
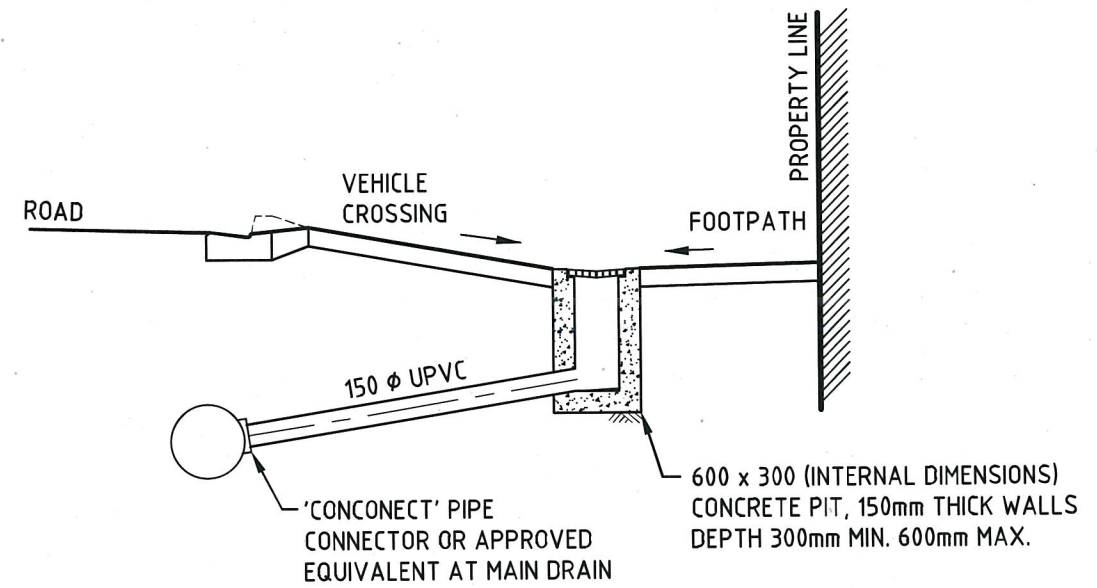


600 x 300 (INTERNAL DIMENSIONS)
CONCRETE PIT, 150mm THICK WALL
WITH V-GRADE
RESIDENTIAL - CLASS B
COMMERCIAL - CLASS C



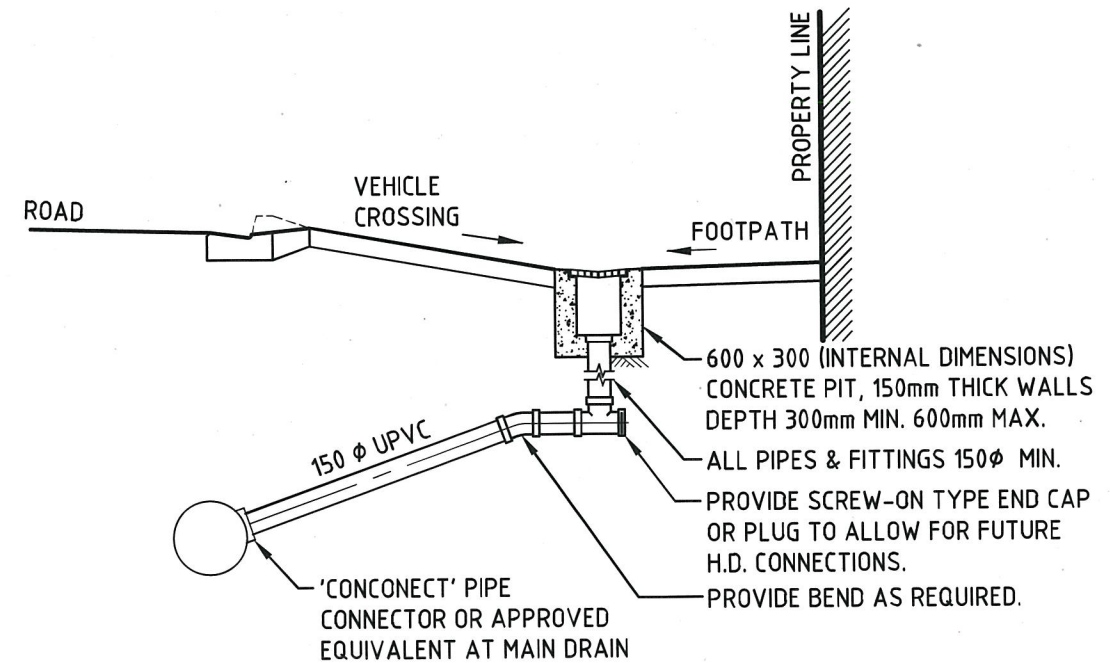
TYPICAL PLAN



SECTION A-A. (TYPICAL).
OPTION 1


NOTES

1. ALL PIPE AND FITTINGS USED SHALL BE 150mm (MINIMUM) SEWER CLASS U.P.V.C. AS INDICATED ON THE DETAIL PLANS.
2. CARE IS TO BE TAKEN TO AVOID DAMAGE TO ANY UNDERGROUND SERVICES DURING EXCAVATION AND CONSTRUCTION OF HOUSE DRAINS.
3. HOUSE DRAINS ARE TO BE BEDDED ON 50mm COMPACTED DEPTH OF CLASS 3 C.R.
4. CLASS 3 GRADED RECYCLED CONCRETE MAY BE USED FOR DRAIN TRENCH BACKFILL.



SECTION A-A. (TYPICAL).
OPTION 2

CITY OF GLEN EIRA



Corner Glen Eira and Hawthorn Roads
PO Box 42
Caulfield South Vic 3162
Phone 9524 3333
Fax 9524 3424
E-Mail mail@gleneira.vic.gov.au
Web www.gleneira.vic.gov.au

	Initials	Date	CAD Reference
Designed	CAP WORKS	AUG 2009	STD-116_VX PIT
Drawn	CAP WORKS	AUG 2009	Reference
Checked			-
Approved	<i>Paul Welch</i>		Version
Dir. Assets & Facilities		Date	-
		16.01.12	

VEHICLE CROSSING GRATED PIT			
SCALE:	AS SHOWN	DRG. NO.	STD-116
SHEET	1 OF 1		